

How to send data files to us

1. You can use ShareFile,
 - a. using a prior email from us or
 - b. using our file drop.
 - 1a. If you have an email from our firm, you can click on the “Click here” link in our signature.

InVision Chartered Professional Accountants
Box 6688, 9811 98 Avenue, Peace River, Alberta T8S 1S5
T 780.624.3830 **F** 780.624.4645 **TF** 800.268.2549 (Alberta)
invisioncpa.com



 [Click here](#) to send me files securely

This e-mail is intended solely for the person or entity to which it is addressed and may contain confidential and/or privileged information. Any review, dissemination, copying, printing or other use of the e-mail by persons or entities other than the addressee is prohibited. If you have received this e-mail in error, please contact the sender immediately and delete the material from any computer.

- 1b. If you do not have an email from our firm, simply type in:

<https://invisioncpa.ShareFile.com/filedrop>

to your browser and the following page should appear.

Invision Chartered Account x +

invisioncpa.sharefile.com/share/filedrop

Other bookmarks

InVision

CHARTERED PROFESSIONAL ACCOUNTANTS


To continue, please enter your information below.

Email

First Name

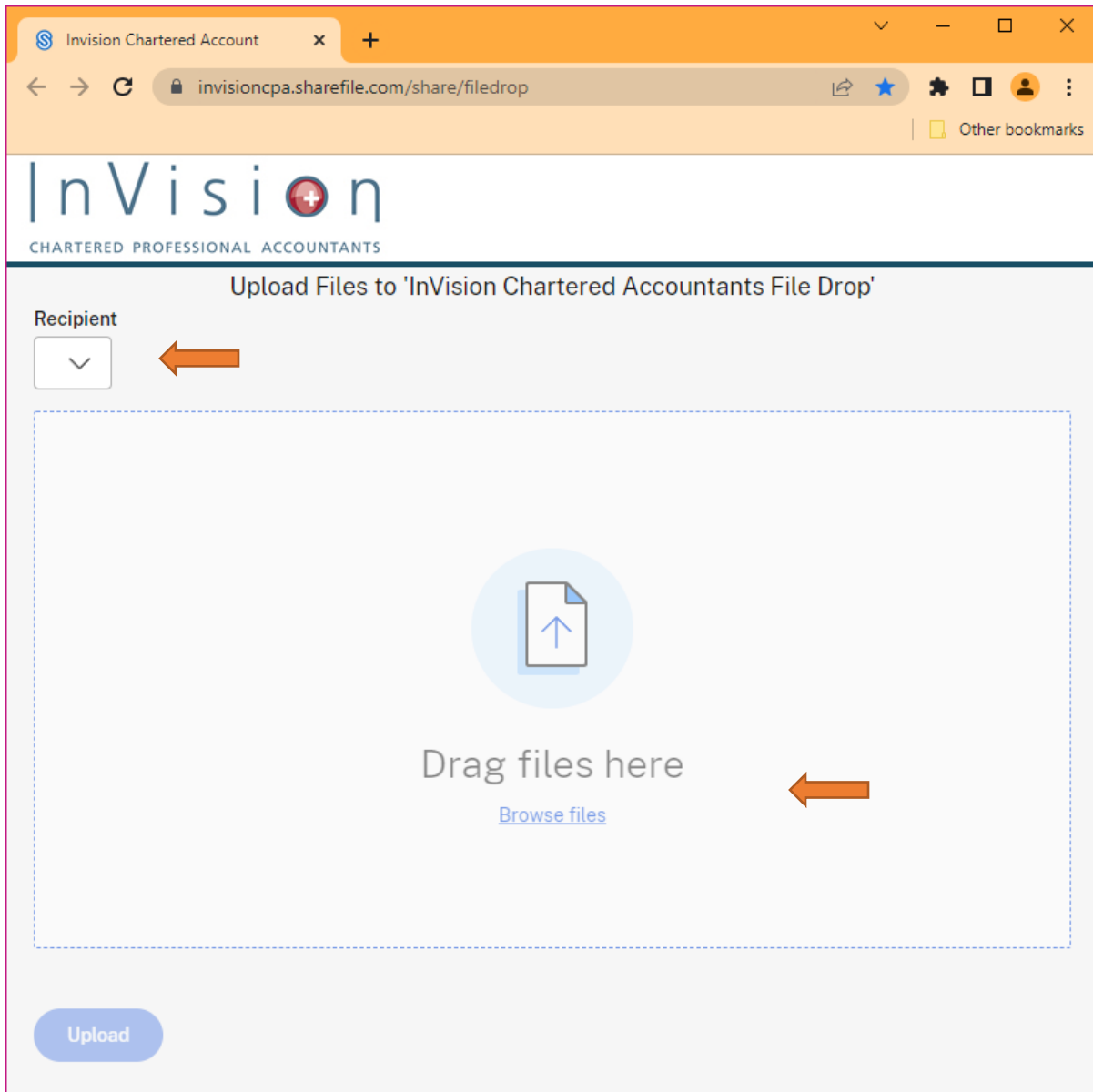
Last Name

Company

 Remember Me

Your information will be used for internal tracking purposes only. It will not be shared with third parties.

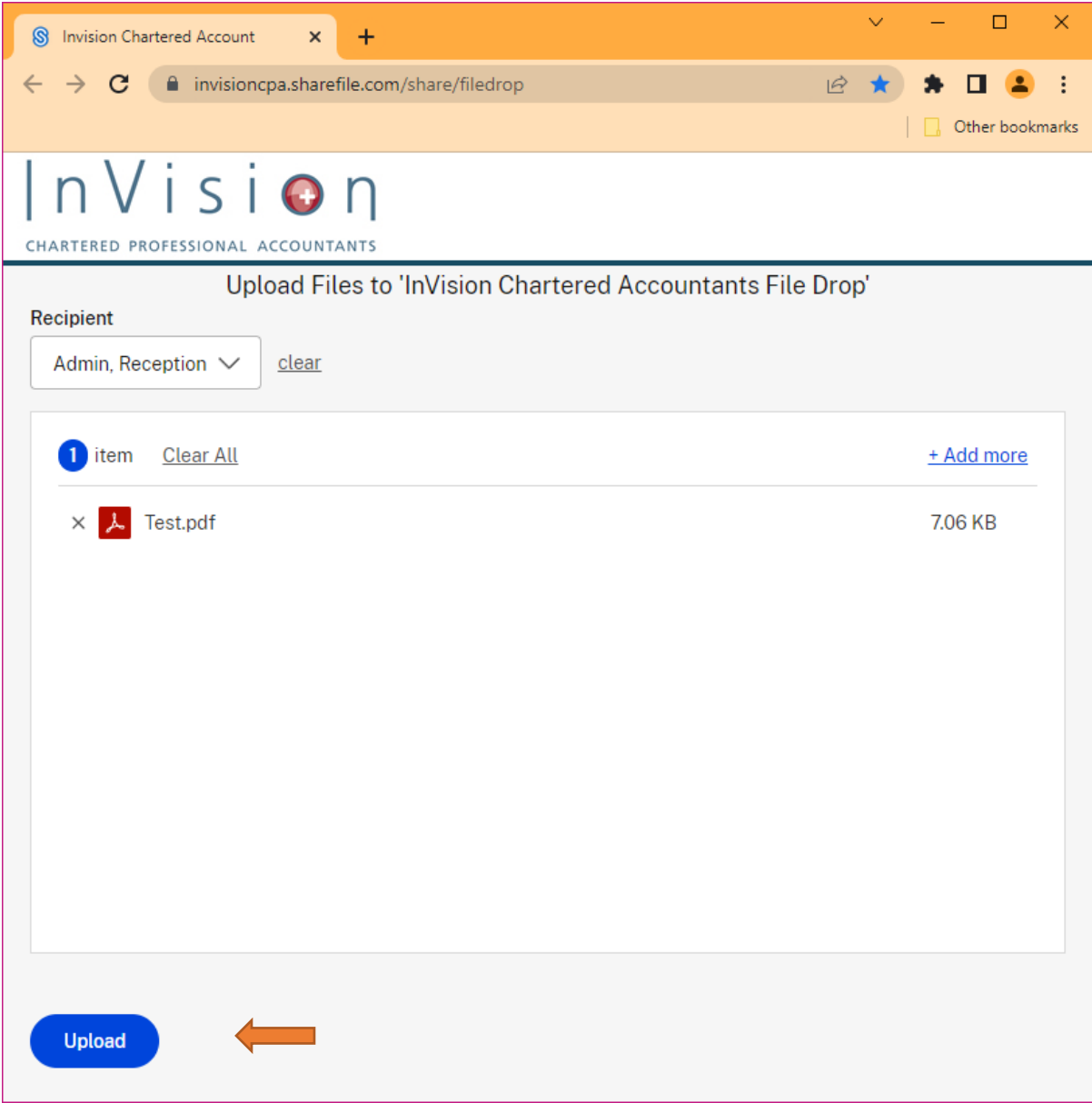
Fill in the sections required with YOUR information and then click on continue.



Choose the recipient of the data file(s) from the drop-down menu.

Attach the file either by drag and drop method to the grey box or browse your computer directory and double click on the file(s).

Once your files are attached, you will see them listed in the box (as below)



Click on "Upload" to complete the process.